

Personal Private 3D mobile theater

HMD-518 manual

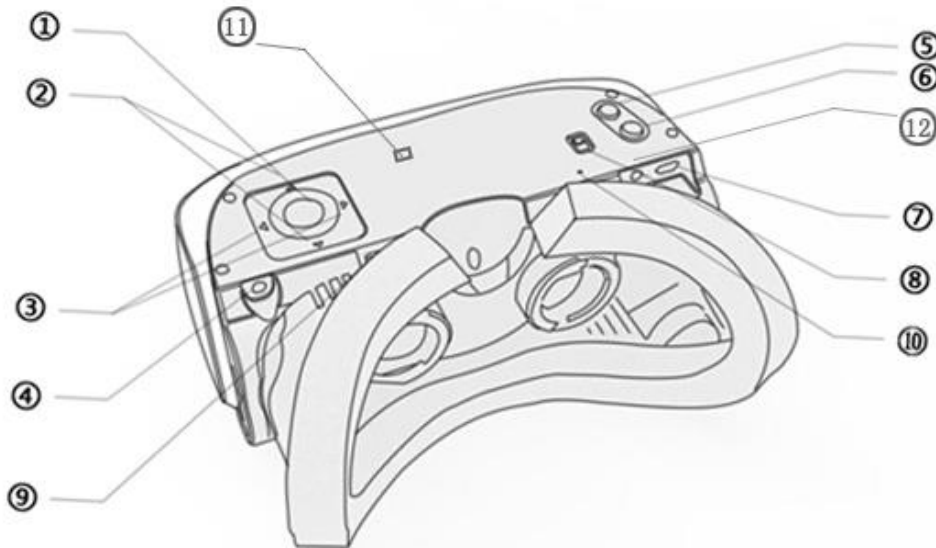
Overview

Thank you for choosing of high-tech electronic products to us. Please read the instructions carefully before using this product. If you start using this product, we will assume that you have carefully read the manual. The company does not provide any explicit or implicit representations or warranties regarding the contents of this document, especially former chantability and fitness for a particular purpose applicability does not provide any guarantee. In addition, the company reserves the right of the revised publications and change the document at any time without informing users.




Product Feature

1. 3D Private mobile theater;
2. 80 inch (640*360) private high resolution , high quality mobile theater(at 3 meter away)
3. Amazing 3D UI menu
4. 350°myopia can be naked eye view
5. Special 3D engine driver,can show 3D movie/video more vividly.
6. Play 3D or 2D video,movie.
7. Pupil distance adjust in menu setting
8. 1080P full video/audio play
9. AV-IN connection for TV,FPV,game,DVD,etc.
10. TF card,USB data transmission
11. USB Host function, can connect with U-disk
12. Built-in battery, 4 hours movie play;
13. Humanized adjustable head-mounted design
- 14.Anytime, Anywhere (outdoor, bed room, car, train, airplane etc)

Keys functions




(Please note only ⑪ is for power charging, and ⑦ is for host connect with U-disk,etc.)

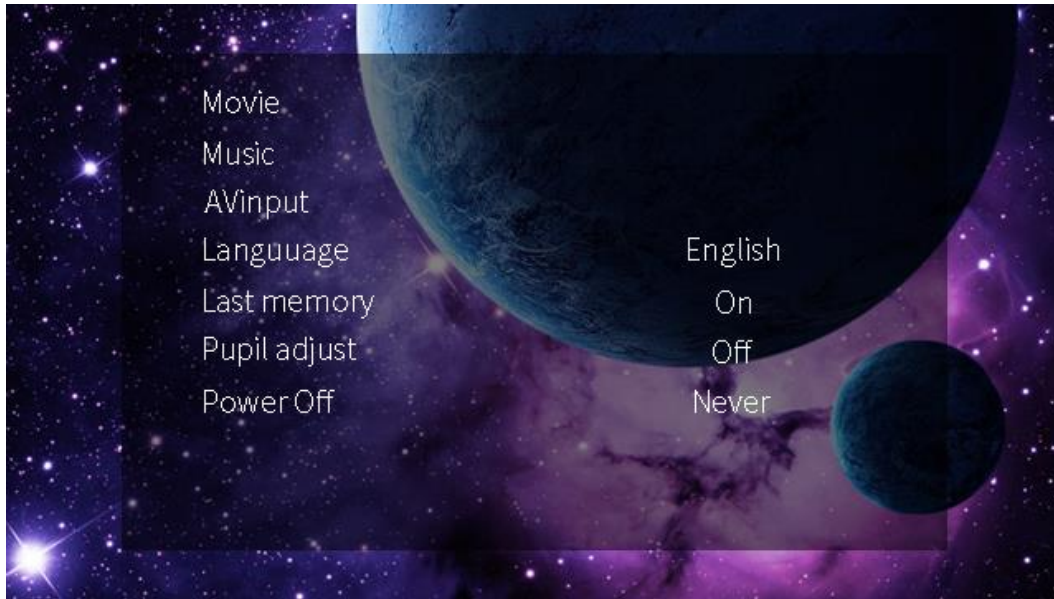
- ① Play/select or OK:  long press this button is back to main menu
- ② Direction up/down: ▲ and ▼, up or down direction, long press is moving forward or backward
- ③ Left/right: ◀ and ▶, left or right direction, volume up or down.
- ④ Earphone jacket
- ⑤ Return: , exit from sub-menu
- ⑥ Power on/off: 

- ⑦ microUSB jacket: USB data transfer.
- ⑧ Backlight/power saving switch: 3D/ 2D transfer
- ⑨ TF card slot
- ⑩ Reset
- ⑪ USB charge jacket :DC 5V power input
- ⑫ AV-IN jacket





Operations

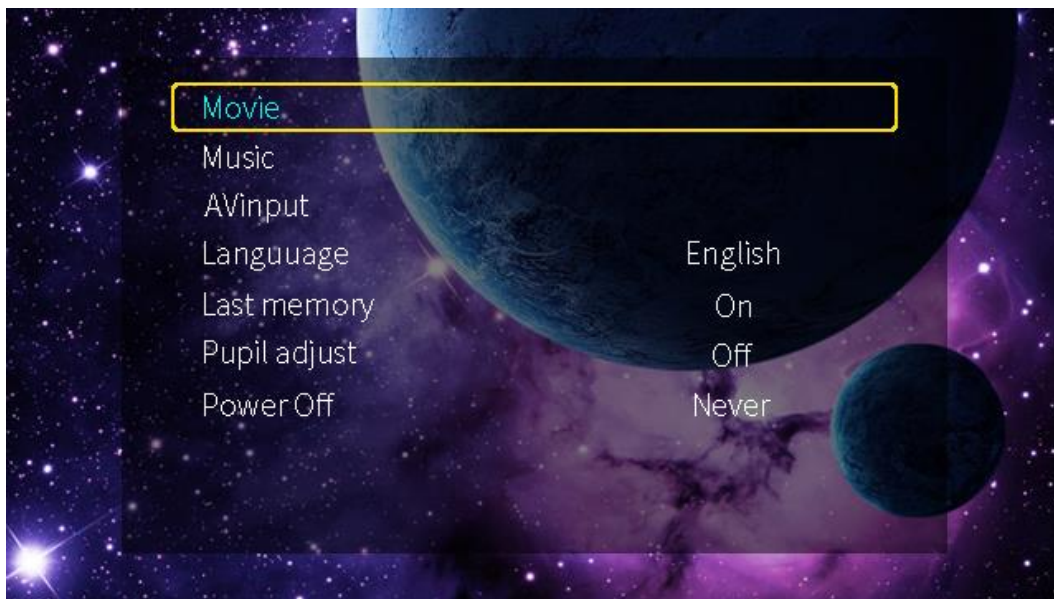
1.Main menu

Press power button for 6 secs, enter into main interface,press ◀ and ▶ to choose function you want, and press  to confirm.



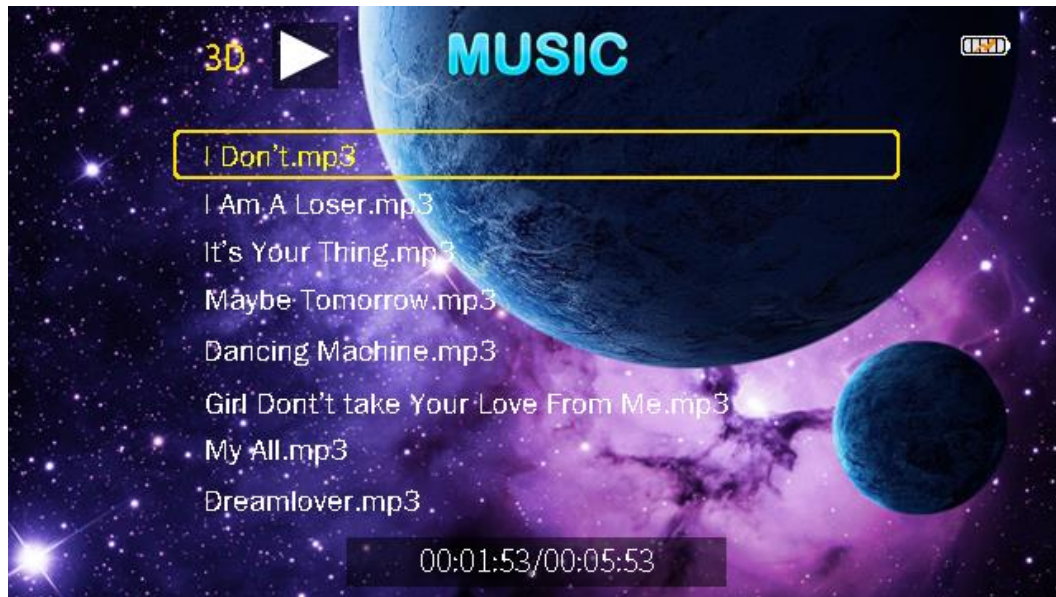
2. Movie



In main interface,press ▲ and ▼ to choose movie you want, and press  to confirm. In the process of playing movie, press  to play/pause, press  to exit from sub-menu, long press  back to main menu. .



3. Music

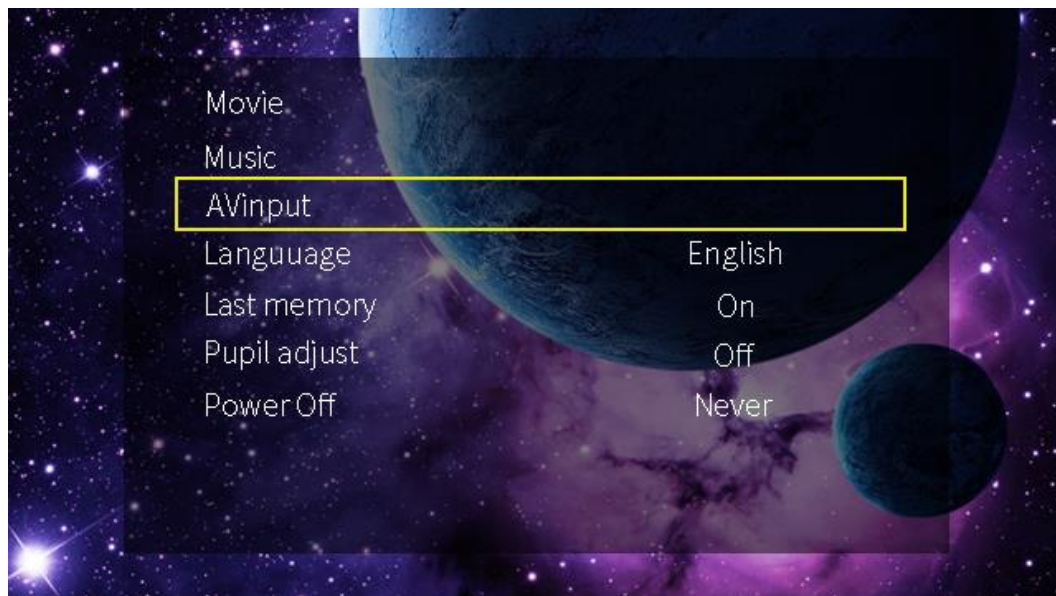
In main interface, press ▲ and ▼ to choose music you want, and press  to confirm. In the process of playing movie, press  to play/pause, press ◀ and ▶ to adjust volume, press  to exit from sub-menu, long press  back to main menu.



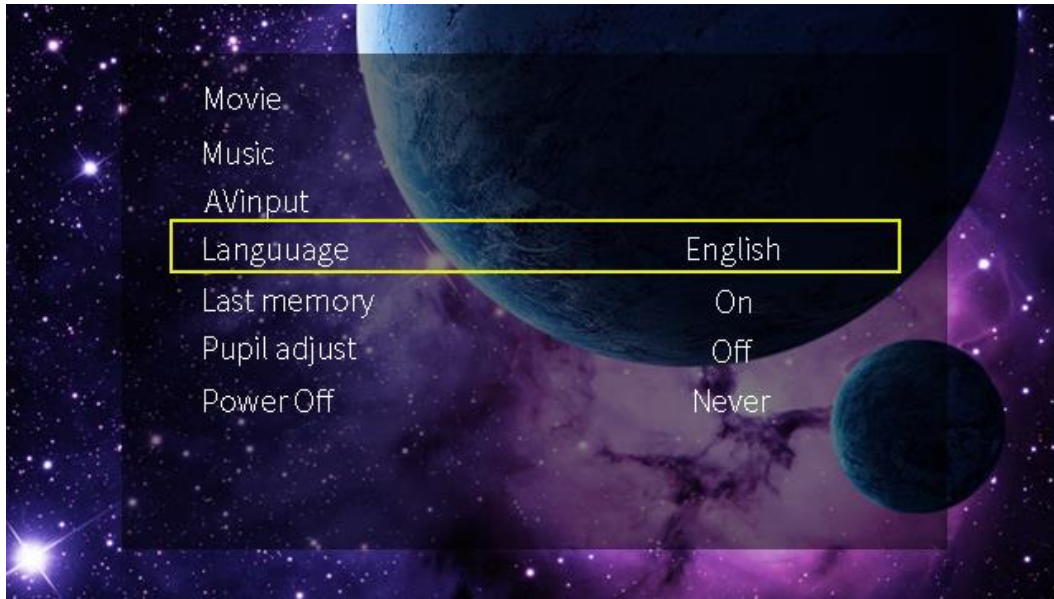
When play video or music, press  to play/pause, long press ▲ or ▼ is forward/backforward, press ◀ and ▶ to volume up/down, press  to exit from sub-menu.

4.AVIN INPUT

Make sure the out-put device has output function, then connect with mobile theater by AV cable, press OK and see video.



5. Language: Can choose Chinese,English,language etc.

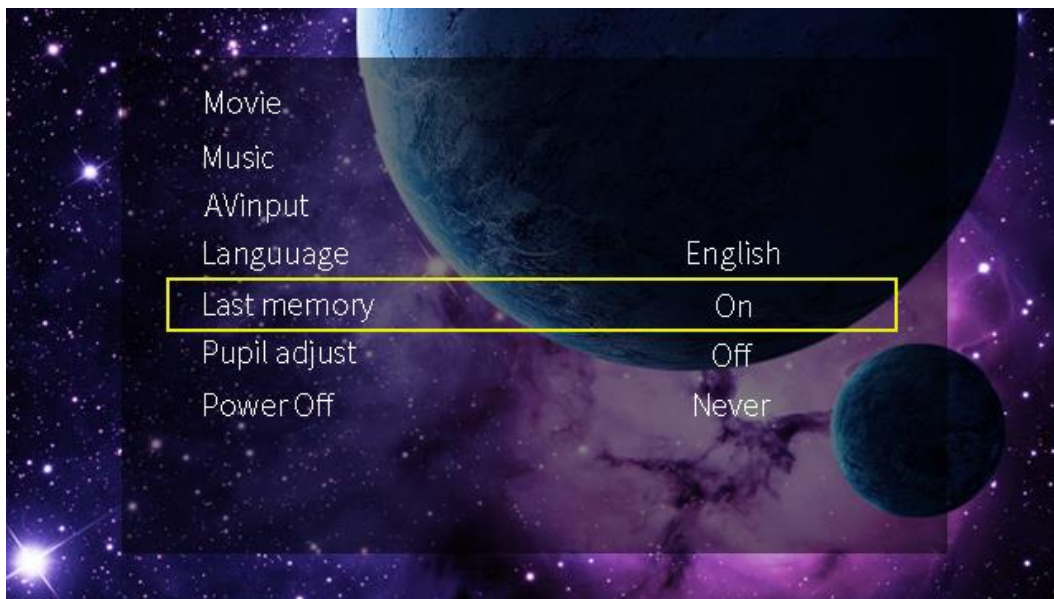


6.Last memory: Set video play from last memory point or not.

There are "on", "off" options.

On: set continue to play video last time

Off: select and play new video




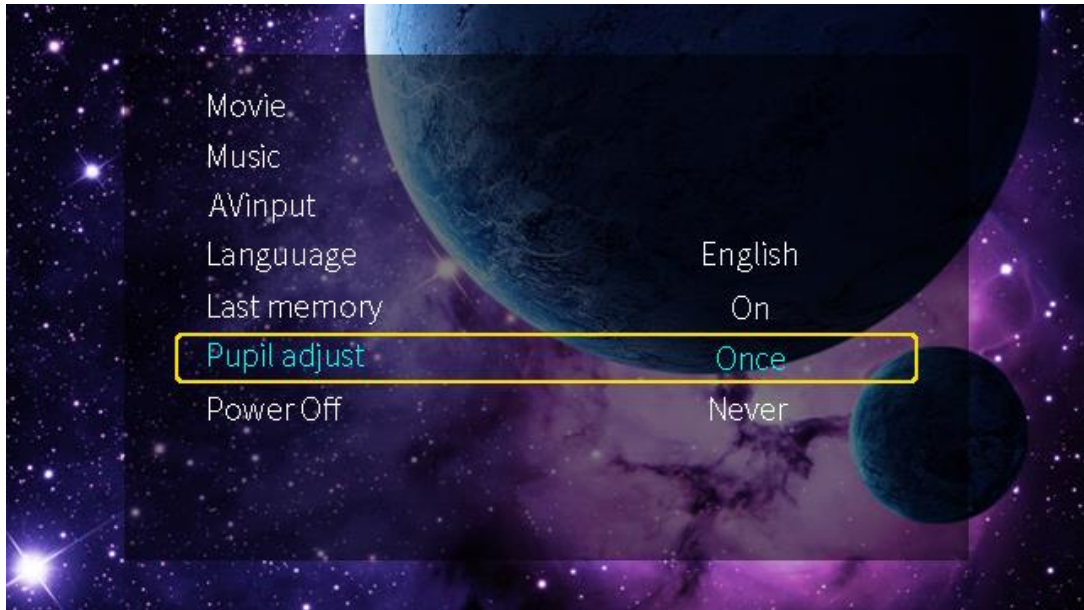
7. Pupil adjust: Pupil adjust setting: Set pupil adjust or not when turn on the mobile theater

there are "once", "off" , "power on" options.

Once: adjust pupil only once time

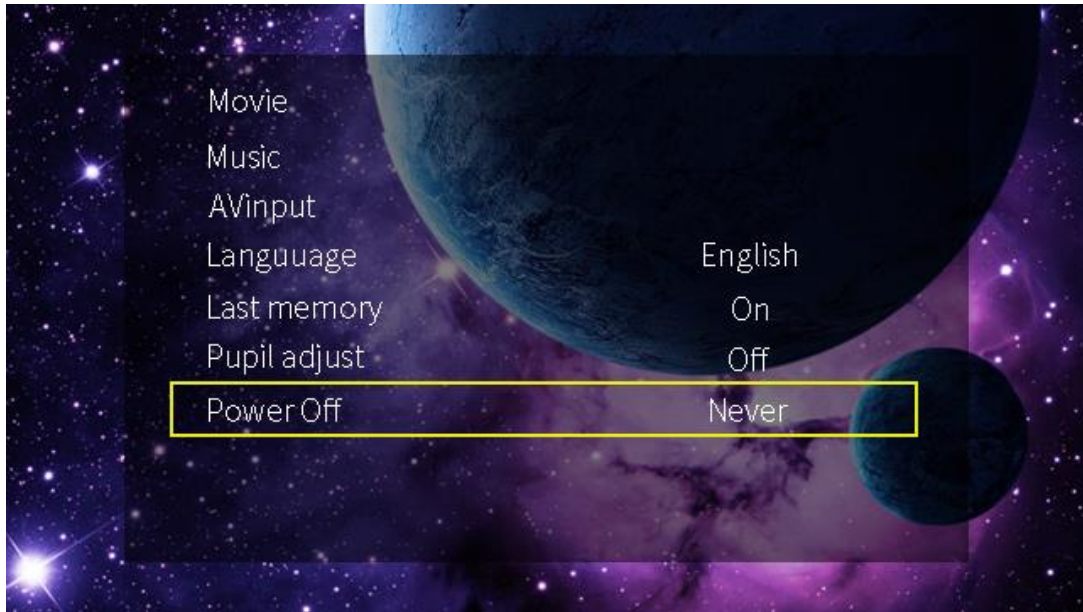
Off: turn off this function.

Power on: adjust pupil when power on every time



8. Power off:

Automatic power off setting, there are "never", "last 30 mins", "last 1 hour", "last 2 hours" options.



Battery recharge

The product can be charged directly through the USB cable.

Power adapter output DC5V/1A (optional) charging, [please note charge only by charge port](#)

4-5 charging hours can be fully charged.

* The first 3 times charging must be charged to 12 hours.

* If not use products for 6 month long time, need to charge the battery once time.

Operation guide:

1.Wear Adjust: [to wear more comfortably, can adjust band from below 3 points.](#)



2.HOST: can connect with U-disk as below, and can read video/audio files in U-disk



3. Get TF card method: Need to get off the face cover showed below first.



Specifications

HMD-518 Specification	
Description	
Name	Head-mouned 3D mobile theater
Model	HMD-518
Color	Black/white
Storage	
Expand storage	T-Flash card
Max	32G
Screen	
Size	Virtual 80" (2m)
Type	TFT screen
Resolution	640x360
Ratio	16:9
Language	Chines,english
Video	
Video play	Full video format 720P,1080P(30fps)
Video format	RM,RMVB,MKV,MOV,MPG,FLV,PMP,AVI,VOB,DAT,MP4,3GP
Audio	
Frequency	20Hz-20kHz
Audio format	MP3,MP1,WMA,OGG,APE,FLAC,AC3,RA,AAC

Function	
3D video play	Left/right
2D video play	Yes
USB Host	Yes
Timing power off	30m、 1H、 2H
Forward/backward	Yes
DC charge	Yes
Earphone port	3.5mm
Avin port	3.5mm
Connection	
USB2.0	Yes
Battery	
Battery type	Lithium ion polymer battery 3.7V
Battery capacity	1600mAh
Video play time	4H
DC	5v/1000ma
Size	
size	170mmx120mmx70mm(take the real product as standard)
Weight	Net weight 265g
Others	
Charactor	
Naked eyes 3D	myopia within 350 degrees
Accessories	
USB cable	x1
Earphone	x1
AV cable	x1
USB transfer cable	x1
instruction	x1

Please take the real product as standard.

Cautions

- ✧ Please do not put under sunshine directly.
- ✧ Please do not put in extremely cold,hot,dust,moist environment.
- ✧ Don't crash, or other hard things, the product will be damaged.
- ✧ The purpose of the TF card is inserted into or pulled out during this period, please turn off the power. Otherwise you may damage the TF card or machine software.
- ✧ Kid need to be supervised by adult when use.
- ✧ Don't go to open the product casing.
- ✧ Do not place the product in a too dry place and avoid being too electrostatic damage.
- ✧ Please long press the power button to shut down if not use the product
- ✧ if the product is not used for a long time, please charge every six months, to prevent deterioration of battery.

Notes:

- ✧ If myopic degree difference is too large and naked eye viewing users, or interpupillary distance too wide or narrow users and viewing may poor or cause discomfort, does not recommend use.
- ✧ If the lenses is dirty,please use clean cloth to gently wipe clean glasses.
- ✧ Under default setting, after continuous 2 hours watch will remind automatic shutdown message, if cancel this message and continued to watch, the system will automatically shutdown in another 2 hours
- ✧ If power is low, please switch the external power supply if want long time watch.
- ✧ For myopia watcher; 0~350 degrees of myopia can be naked eye viewing ,if more than that, please wear glasses or contact lenses, please note that use bifocal glasses viewing may not be too ideal.
- ✧ When machine appears abnormal, please press RESET to restart.